

ICHOM  
December 2017

Colin Orr  
Snr Director  
Product Innovation  
ICON plc

ICON  
A Symbol of Excellence

25 Years of  
Making a  
Difference

ICON has made a difference to patients around the world by accelerating the development of drugs and devices that have saved lives and improved quality of life. We have helped people beat cancer, manage diabetes, live longer with heart disease and cure life-threatening viruses.

25 YEARS  
OF  
SUCCESS

# Introduction

## ICHOM / ICON partnership

---



A Symbol of Excellence



# ICHOM

**Vision** *ICHOM's mission is to unlock the potential of value-based health care by defining global Standard Sets of outcome measures that really matter to patients for the most relevant medical conditions and by driving adoption and reporting of these measures worldwide.*

**Goals** *Reducing Health Care Costs  
Supporting Informed Decision Making  
Improving Health Care Quality*



**Professor Michael E. Porter PhD**  
*Harvard Business School  
Global Leader in Strategy and Competition  
Founder of ICHOM*



**Stefan Larsson MD, PhD**  
*The Boston Consulting Group  
Senior Partner and Managing Director  
Founder of ICHOM*



**Martin Ingvar MD, PhD**  
*Karolinska Institutet  
Dean of Research  
Founder of ICHOM*

# Global Outcomes Benchmarking (GLOBE) Pilot Program

## Launched Pilots in Two Conditions

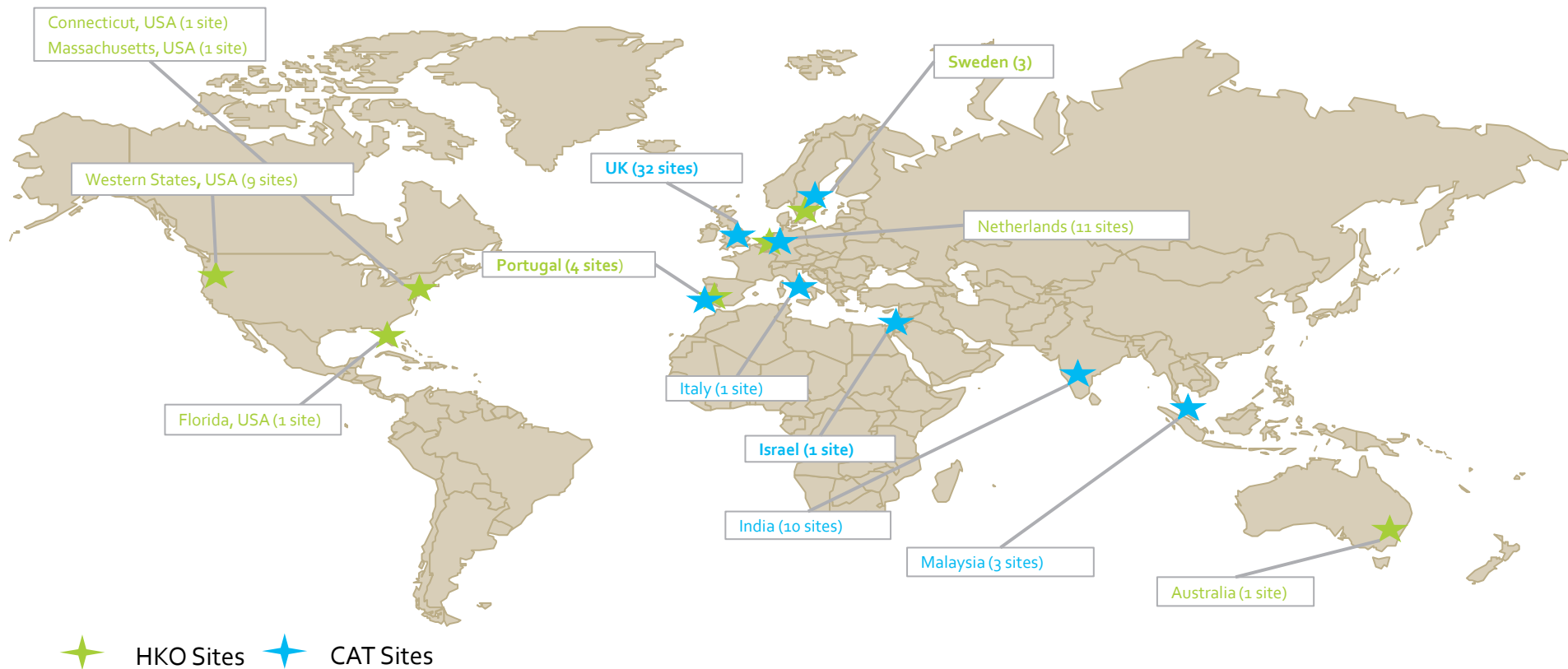
### Hip and Knee Osteoarthritis



### Cataracts



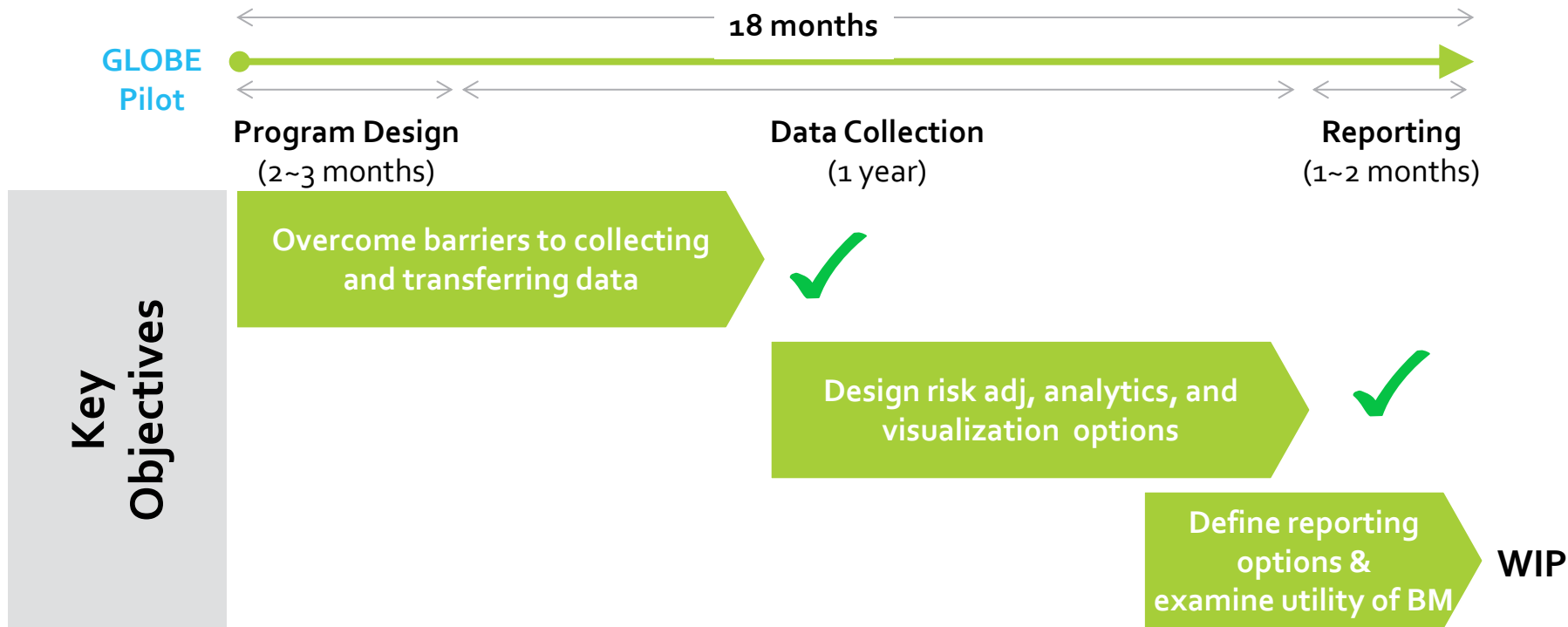
# GLOBE Pilot Program



# Global Outcomes Benchmarking (GLOBE) Pilot Program


## Where are we today? The GLOBE Program

Pilot conditions : Cataracts and Hip & Knee Osteoarthritis

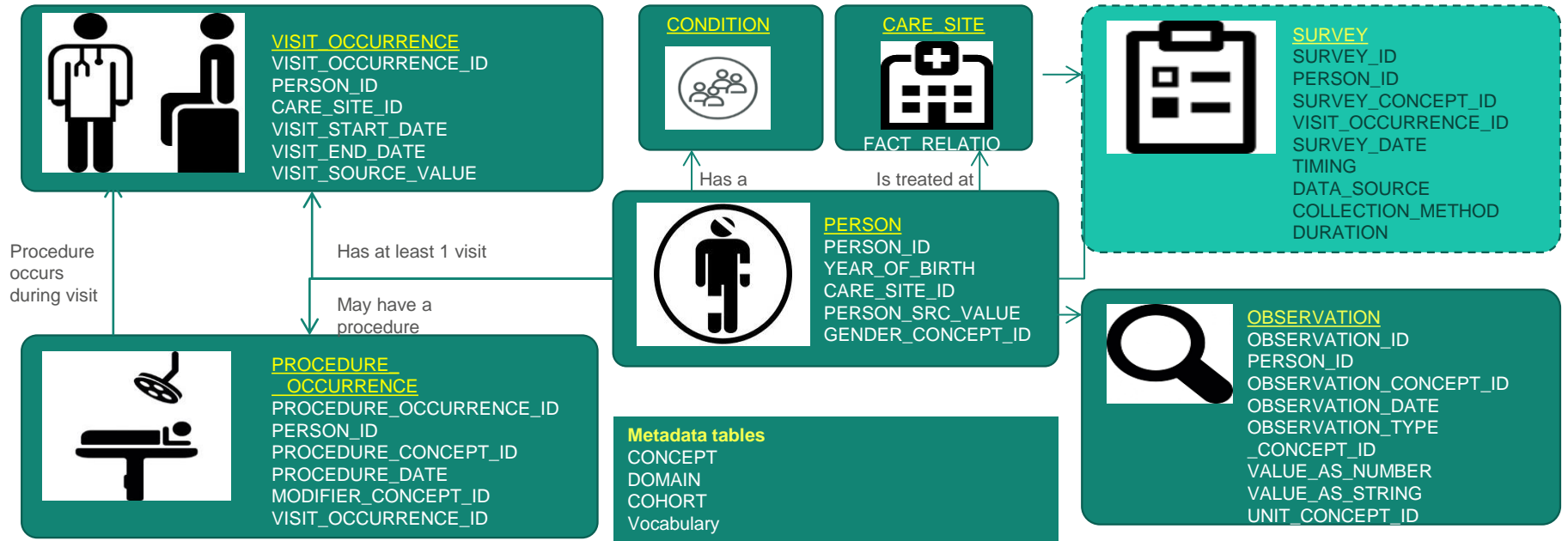


# ICHOM GLOBE Programme

## Collection of data from HKO & CAT from providers around the world



# Core ICHOM data domains



# ICHOM GLOBE Observations

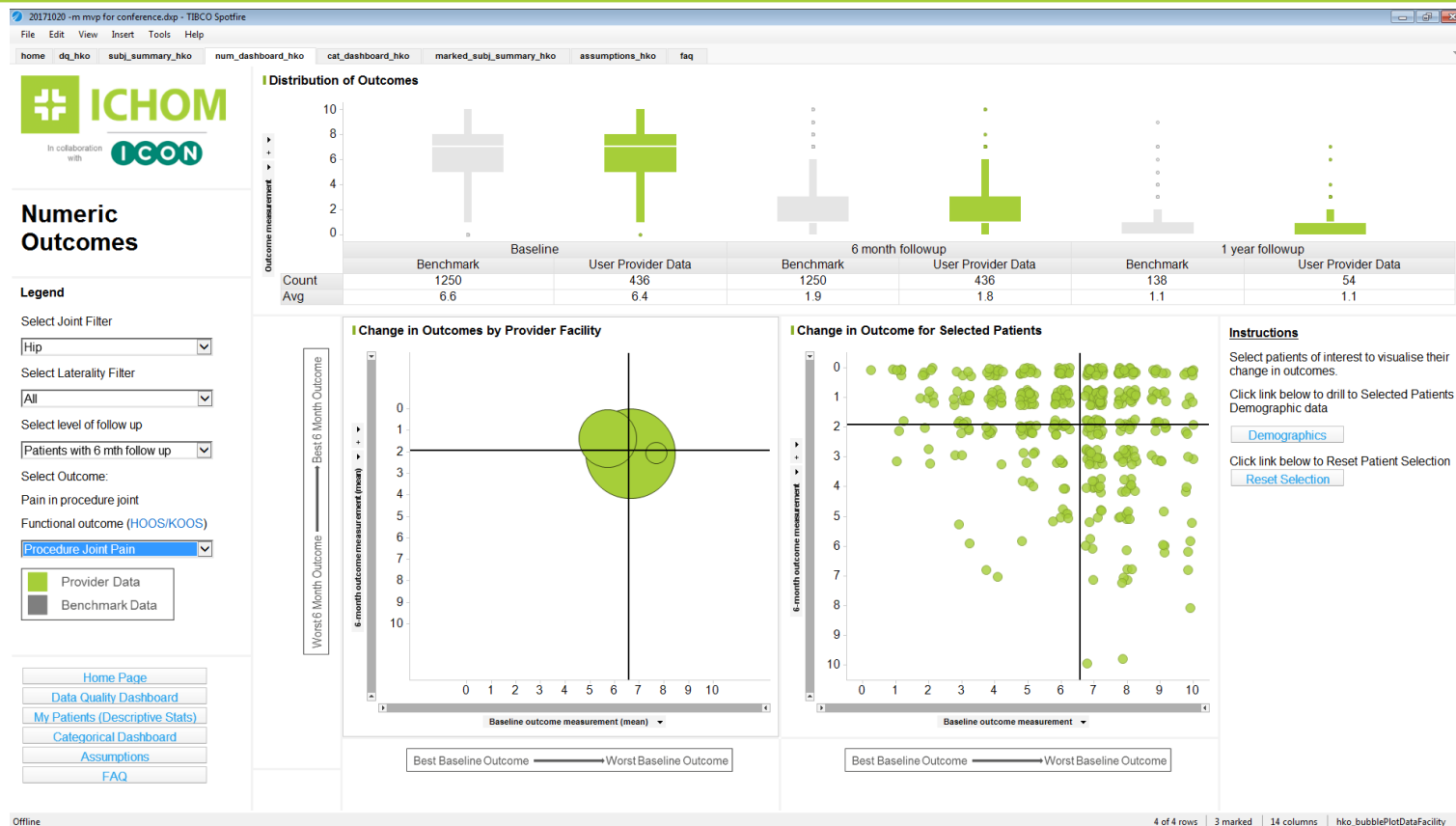
## Response from sample set of providers

Data Provider	No. of patients	No. of patients completing PROM at Baseline	No. of patients with procedure > 6 months old	No. of patients completing PROM at 6 months	% of patients completing PROM at 6 months	No. of patients with procedure > 1 year old	No. of patients completing PROM at 1 year	% of patients completing PROM at 1 year
1	1182	734	464	232	50.00%	63	30	47.62%
2	2697	2295	1916	852	44.47%	669	243	36.32%
3	369	368	283	71	25.09%	40	9	22.50%
4	70	70	55	19	34.55%	0	0	0.00%
5	3410	3402	1791	1417	79.12%	576	167	28.99%
6	14	13	14	10	71.43%	4	0	0.00%
7	66	44	28	12	42.86%	1	0	0.00%



# ICHOM GLOBE

## Sample visualizations



# Why OMOP

---


- ❑ Contains most data domains
  - ❑ Using COHORT tables to identify standard sets
- ❑ Extremely robust data model and pretty flexible
- ❑ Defined domain brings consistency
- ❑ Addresses a lot of ICHOM roadmap (COST, DRUG, DEVICE) [for value equation]
- ❑ Useful tools (I think)
- ❑ Potential for access to a lot more data.



# Gaps with OMOP CDM

---

- ❑ No place to store SURVEY data
- ❑ Lacks most PRO vocabulary data
- ❑ ICHOM vocabulary data
- ❑ Mapping to SNOMED codes not consistent with ICHOM benchmarking measures
- ❑ Some additional variables needed in OBSERVATION  
(value\_as\_datetime, domain\_id, domain\_occurrence\_id)





[colin.orr@iconplc.com](mailto:colin.orr@iconplc.com)